





Aggregate Network Progress: Q2 2021

 **151,695**
Total Projected Potential Serviceable Addresses (SAs)¹

 **71,353**
SAs Completed¹

 **47%**
% Completed¹

 **20,069**
Subscribers

Individual Town Progress: Q2 2021

Ting Owned Networks/Services Offered²

Town	Potential SAs ¹	SAs Completed ¹	Build % Completed
Holly Springs	13,200	9,588	73%
Charlottesville	24,000	14,331	60%
Greater Sandpoint	7,239	5,161	71%
Centennial	40,000	15,173	38%
Fuquay-Varina	10,000	6,691	67%
Wake Forest/ Rolesville	12,000	7,754	65%
Cedar	16,000	6,400	N/A
Culver City	23,000	N/A	N/A

Ting Leased Networks/Services Offered²

Town	Potential SAs ¹	SAs Completed ¹	Build % Completed
Westminster	6,255	6,255	100%
Fullerton	52,500	2,679	5%
Solana Beach	7,000	3,822	55%
Encinitas	24,000	N/A	Announced March 2021

1. Defined as premises to which Ting infrastructure, or Ting's network partner Westminster, has the capability to provide a customer connection in a service area.
2. On leased networks, Ting may not be the sole Internet service provider (ISP), or may have a head start before other providers or services. As a result, we do not expect long-term subscriber penetration to be as high as on our owned networks, where we are the sole ISP.