




Aggregate Network Progress: Q4 2020

 **149,956**
Total Projected Potential Serviceable Addresses (SAs)¹

 **55,525**
SAs Completed¹

 **37%**
% Completed¹

 **15,428**
Subscribers

Individual Town Progress: Q4 2020

Ting Owned Networks/Services Offered²

Town	Potential SAs ¹	SAs Completed ¹	Build % Completed
Holly Springs	12,900	8,929	69%
Charlottesville	24,000	13,766	57%
Sandpoint	6,800	4,637	68%
Centennial	40,000	9,038	23%
Fuquay-Varina	9,000	6,335	70%
Wake Forest/ Rolesville	12,000	220	2%
Cedar	16,000	6,400	N/A
Culver City	23,000	0	N/A

Ting Leased Networks/Services Offered²

Town	Potential SAs ¹	SAs Completed ¹	Build % Completed
Westminster	6,256	6,200	99%
Fullerton	52,500	2,962	6%
Solana Beach	7,000	1,147	16%

1. Defined as premises to which Ting infrastructure, or Ting's network partner Westminster, has the capability to provide a customer connection in a service area.
2. On leased networks, Ting may not be the sole Internet service provider (ISP), or may have a head start before other providers or services. As a result, we do not expect long-term subscriber penetration to be as high as on our owned networks, where we are the sole ISP.